

CSIS

Center for Strategic and International Studies

1800 K Street N.W.

Washington, DC 20006

(202) 775-3270

To download: csis.org

To comment: Acordesman@aol.com

The Asian Conventional Military Balance in 2002: Northeast Asia

China. Japan, Taiwan, North Korea and South Korea

Anthony H. Cordesman
Arleigh A. Burke Chair in Strategy
with the assistance of Laura J. Wollschlager

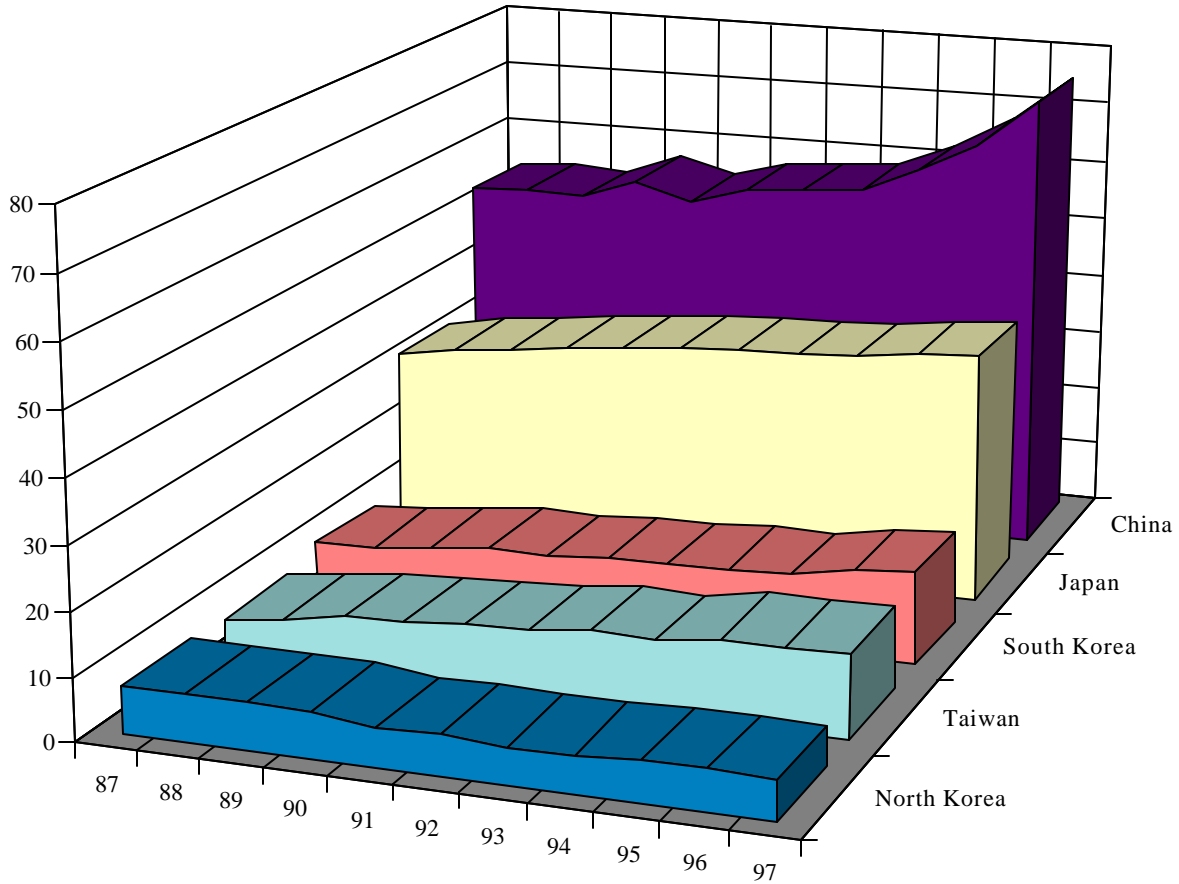
Copyright Anthony H. Cordesman, all rights reserved. May be quoted or excerpted with proper attribution. No further reproduction in full is permitted without the author's permission.

February 2002

List of Tables and Charts

Northeast Asian Military Expenditures: 1987-1997.....	4
Northeast Asian Military Expenditures: 1998-2002.....	5
Northeast Asian Military Forces in 2001-2002: Part 1.....	6
Northeast Asian Military Forces in 2001-2002: Part 2.....	8
Northeast Asian Military Manpower in Key Powers: 2001-2002.....	9
Northeast Asian Main Battle Tanks: 2001-2002.....	10
Northeast Asian Artillery Weapons in Key Powers: 2001-2002.....	12
Northeast Asian Artillery Strength: 2001-2002.....	13
Northeast Asian Fixed and Rotary Wing Combat Aircraft: 2001-2002.....	14
Northeast Asian Rotary Wing Combat Aircraft: 2001-2002.....	16
Northeast Asian Fixed and Rotary Wing Combat Aircraft: 2001-2002.....	18
Northeast Asian Naval Combat Ships: 2001-2002.....	19
Western Naval Combat Ships Affecting the Asian Balance: 2001-2002.....	22

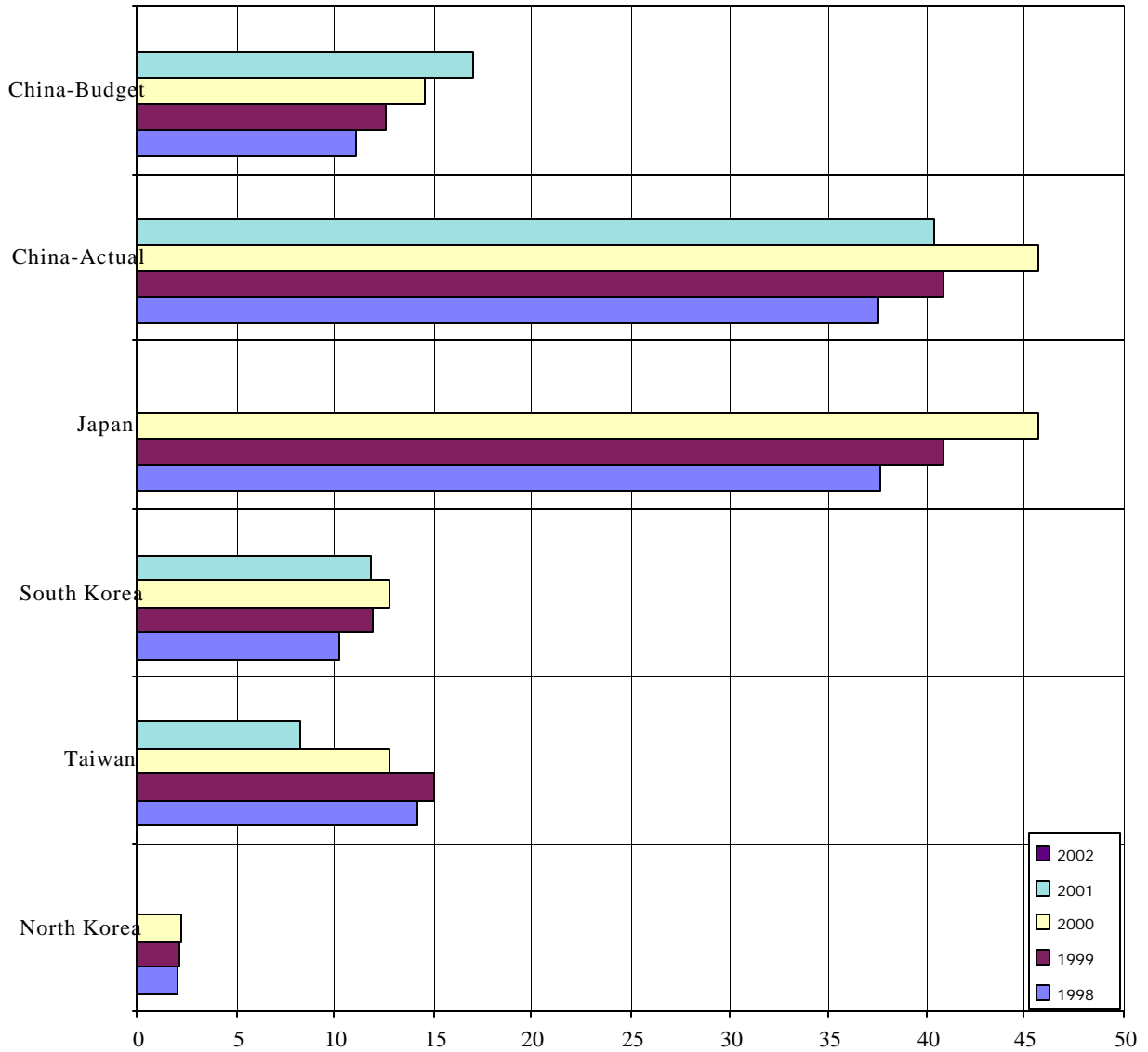
Northeast Asian Military Expenditures: 1987-1997
(in \$US 1997 Billions)



	87	88	89	90	91	92	93	94	95	96	97
■ North Korea	7.4	7.4	7.3	7	5.7	6.1	5.7	5.8	6.2	6.1	6
■ Taiwan	6.9	8	9.4	9.9	10.3	10.7	12.1	11.4	12.8	12.8	13.1
■ South Korea	8.8	9.4	10.3	11.4	11	11.7	11.9	12.4	12.4	14.3	15
■ Japan	31.8	33.2	34.5	35.7	36.7	37.5	37.9	38.2	38.8	40	40.8
■ China	53	53.6	53.1	56.6	54.1	56.6	57.3	58	62.2	67.2	74.9

Adapted by Anthony H. Cordesman from US State Department, Bureau of Arms Control, World Military Expenditures and Arms Transfers, various editions..

Northeast Asian Military Expenditures: 1998-2002
(in \$US Current Billions)



	North Korea	Taiwan	South Korea	Japan	China-Actual	China-Budget
■ 2002						
■ 2001		8.2	11.8		40.4	17
■ 2000	2.2	12.8	12.8	45.6	45.6	14.5
■ 1999	2.1	15	12	40.8	40.8	12.6
■ 1998	2	14.2	10.2	37.7	37.5	11

Adapted by Anthony H. Cordesman from various editions of the IJSS Military Balance. 2001 and 2002 data are generally budget rather than actual expenditures. Some adjustments made by author.

Northeast Asian Military Forces in 2001-2002: Part 1

	<u>China</u>	<u>Japan</u>	<u>Taiwan</u>	<u>N. Korea</u>	<u>S. Korea</u>
Manpower (1,000s)					
Total Active	2310	239.8	370	1082	683
Regular	2310	239.8	370	1082	683
National Guard & Other					
Reserve	500-600	47.4	1657.5	4700	4500
Paramilitary	1500	12.25	26.65	189	4.5
Strategic Missile Forces (1,000s)					
ICBM	20	-	-	-	-
IRBM	130-150	-	-	-	-
SSBN/SBLM	1	-	-	-	-
Army and Guard Manpower (1,000s)					
Regular Army Manpower	1600	148.7	240	950	560
Reserve (1,000s)	-	41.3	1500	600	-
Total Main Battle Tanks	8000	840	926	3500	2330
Active AIFV/Lt. Tanks	-	60	1130	560	40
Total APCs	6200*	750	950	2500	2480
Self-Propelled Artillery	1000	290	405	4400	1053
Towed Artillery	13000	480	1060	3500	3500
MRLs	3000	110	300	2500	185
Mortars	-	1280	-	7500	6000
SSM Launchers	-	90	-	54	12
Light SAM Launchers	-	770	-	10000	980
AA Guns	-	80	400	11000	600
Air Force Manpower (1,000s)					
Air Defense Manpower	420	-	68	86	63
Air Defense Manpower	220	45.4	-	-	-
Total Combat Aircraft	2900	304	482	621	555
Bombers	150	-	-	80	-
Fighter/Attack	1800	55	386	541**	1465**
Fighter/Interceptor	884	180	58	-	-
Recce/FGA Recce	290	20	8	-	23
COIN/OCU	-	-	-	-	-
AEW C41/BM/EW	-	20	8	-	-
MR/MPA	-	-	-	-	-
Transport Aircraft	513	55	37	300	-
Tanker Aircraft	10	-	-	-	-
Total Helicopters	170	40	18	320	12
Armed Helicopters	-	-	-	24	-
Major SAM Launchers	-	-	-	125	-

Light SAM Launchers	-	-	-	-	-
AA Guns	16000	-	-	-	-

* Includes Lt. Tank, AIFV, and APC

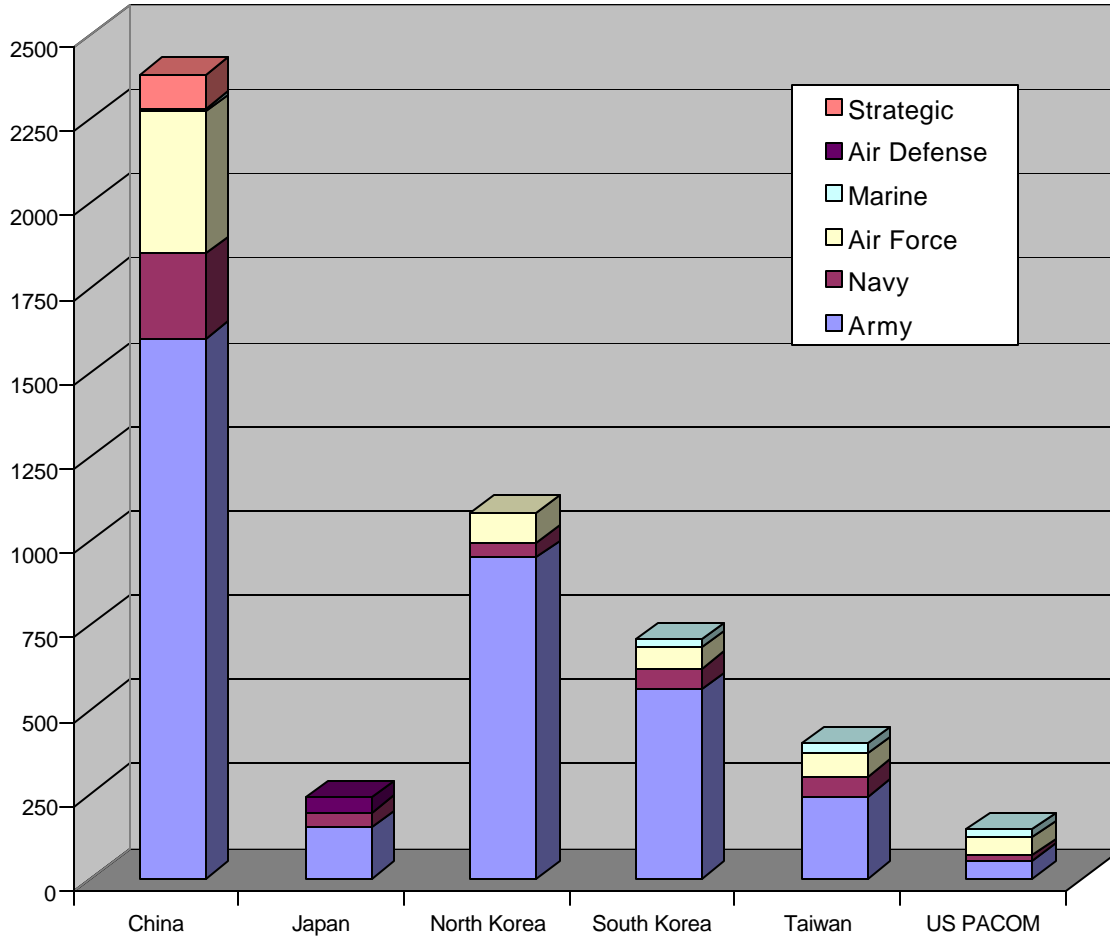
** Includes both FGA and FTR

Northeast Asian Military Forces in 2001-2002: Part 2

	<u>China</u>	<u>Japan</u>	<u>Taiwan</u>	<u>N. Korea</u>	<u>S. Korea</u>
Total Naval Manpower (1,000s)	250	44.2	62	46	60
Major Surface Combatants					
Carriers	-	-	-	-	-
Destroyer-Guided Missile	21	30	11	-	6
Other Destroyer	-	12	-	-	-
Frigate-Guided Missile	41	9	21	-	9
Other Frigate	-	3	-	3	-
Corvettes	-	-	-	6	28
Patrol Craft					
Missile	93	3	59	43	5
Torpedo and Coastal	134	-	-	128	-
Inshore, Riverine	141	-	-	133	75
Submarines					
SLBN	1	-	-	-	-
SSN	5	-	-	-	-
SSG	2	-	-	-	-
SS/SSK	61	16	4	26	19
Mine Vessels	39	30	12	23	15
Amphibious Ships	56	8	18	10	14
Landing Craft	285	13	325	130	36
Support Ships	159	19	20	7	13
Marines (1,000s)	10	-	30	-	25
Naval Air	26000	9800	-	-	-
Naval Aircraft					
Bomber	77	-	-	-	-
FGA	40	-	-	-	-
Fighter	332	-	-	-	-
MR/MPA	8	80	32	-	5
Armed Helicopters	35	90	20	-	36
ASW Helicopters	35	80	20	-	-
SAR Helicopters	-	10	-	-	-
Mine Warfare Helicopters	-	-	-	-	-
Other Helicopters	66	10	-	-	-

Source: Based primarily on material in the IISS Military Balance, 2001-2002, plus data drawn from USPACOM sources and US experts. Some data estimated or corrected by the author.

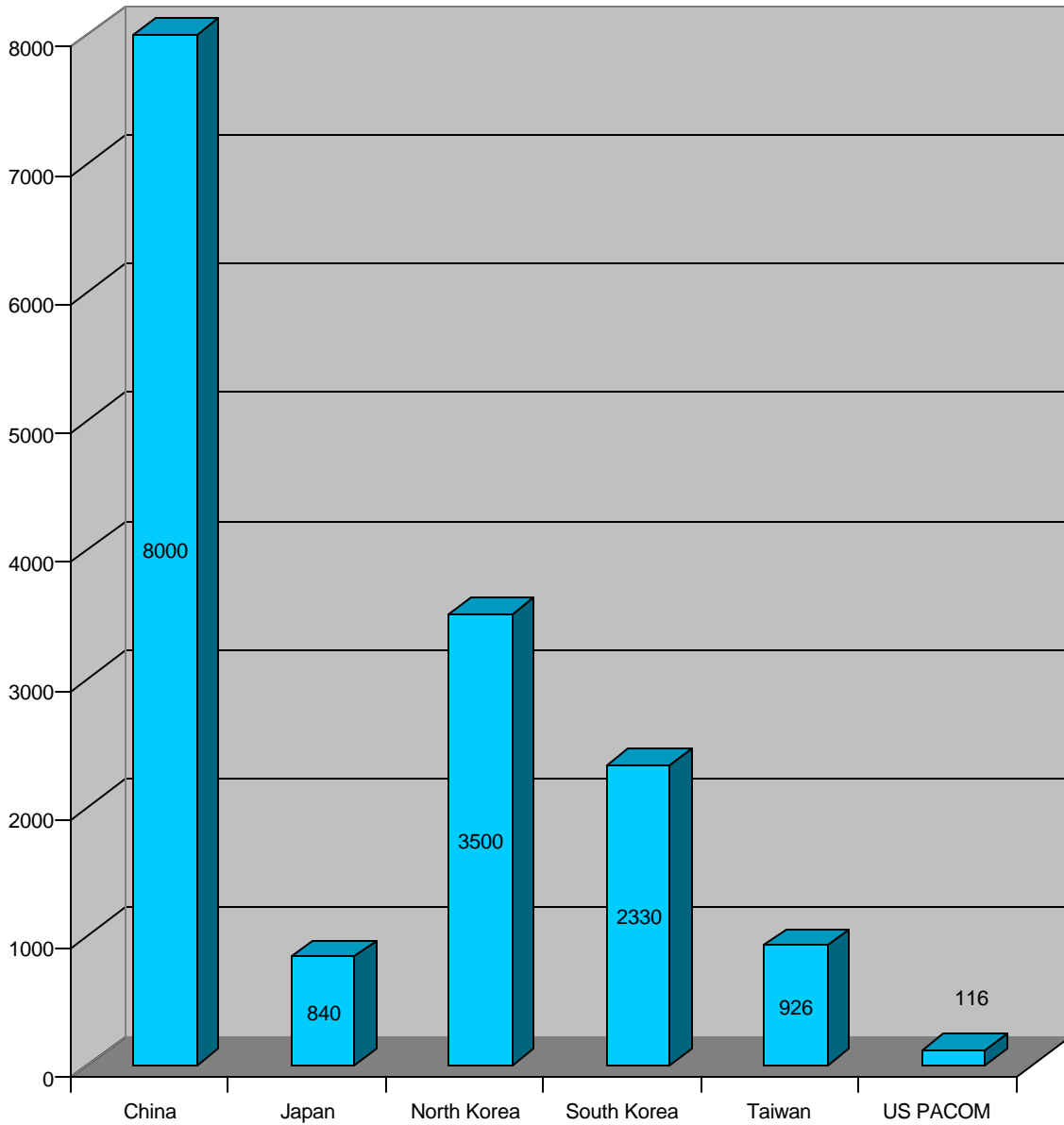
Northeast Asian Military Manpower in Key Powers: 2001-2002
(In 1000s)



	Army	Navy	Air Force	Marine	Air Defense	Strategic
China	1600	250	420	10	-	100
Japan	148.7	44.2	-	-	45.4	-
North Korea	950	46	86	-	-	-
South Korea	560	60	63	25	-	-
Taiwan	240	62	68	30	-	-
US PACOM	50.28	15.64	53.98	24.36	-	-

Source: Based primarily on material in the IISS Military Balance, 2001-2002, plus data drawn from USPACOM sources and US experts. Some data estimated or corrected by the author.

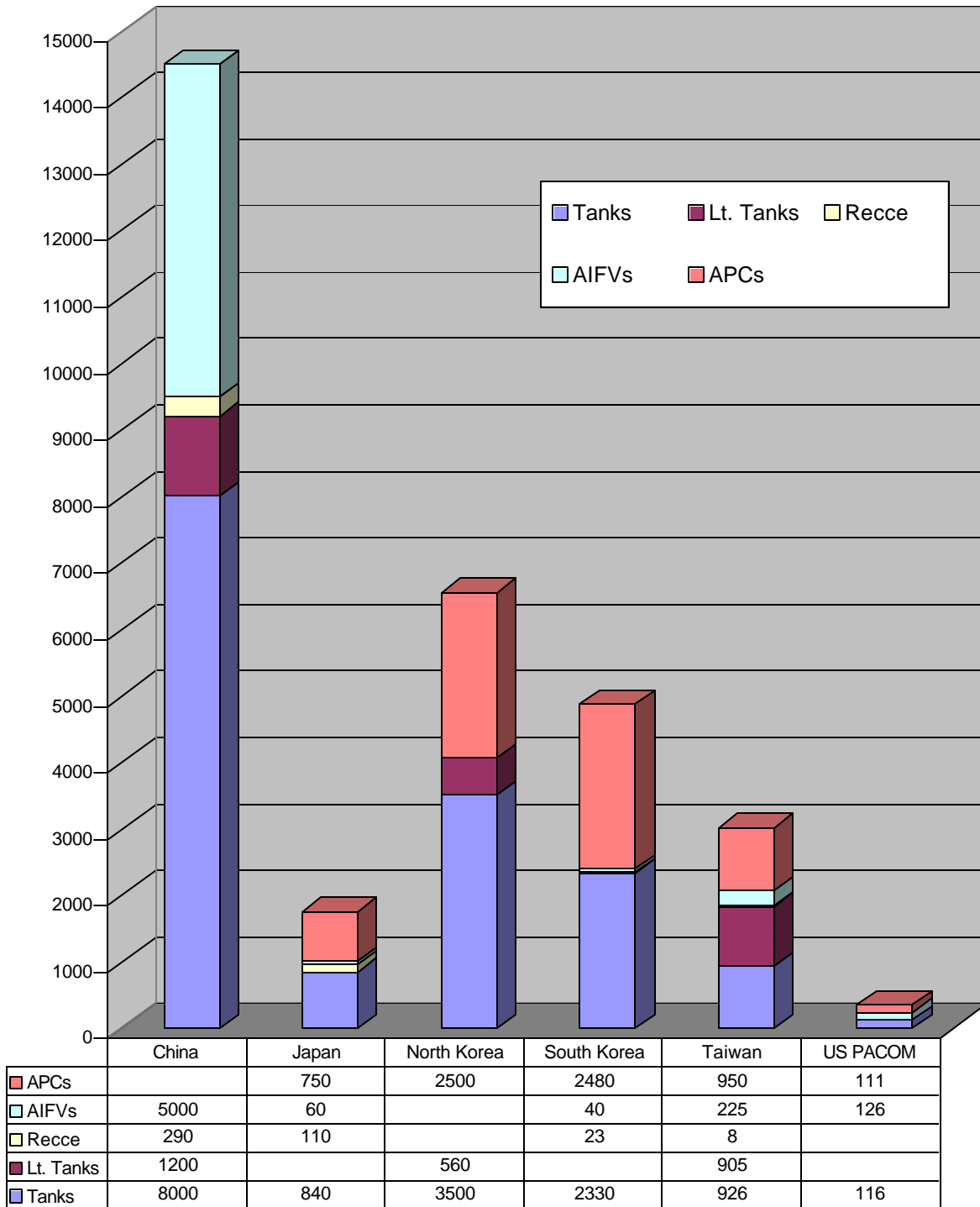
Northeast Asian Main Battle Tanks: 2001-2002 (Number in Active Service)



Source: Based primarily on material in the IISS Military Balance, 2001-2002, plus data drawn from USPACOM sources and US experts. Some data estimated or corrected by the author.

Northeast Asian Armored Fighting Vehicles: 2001-2002

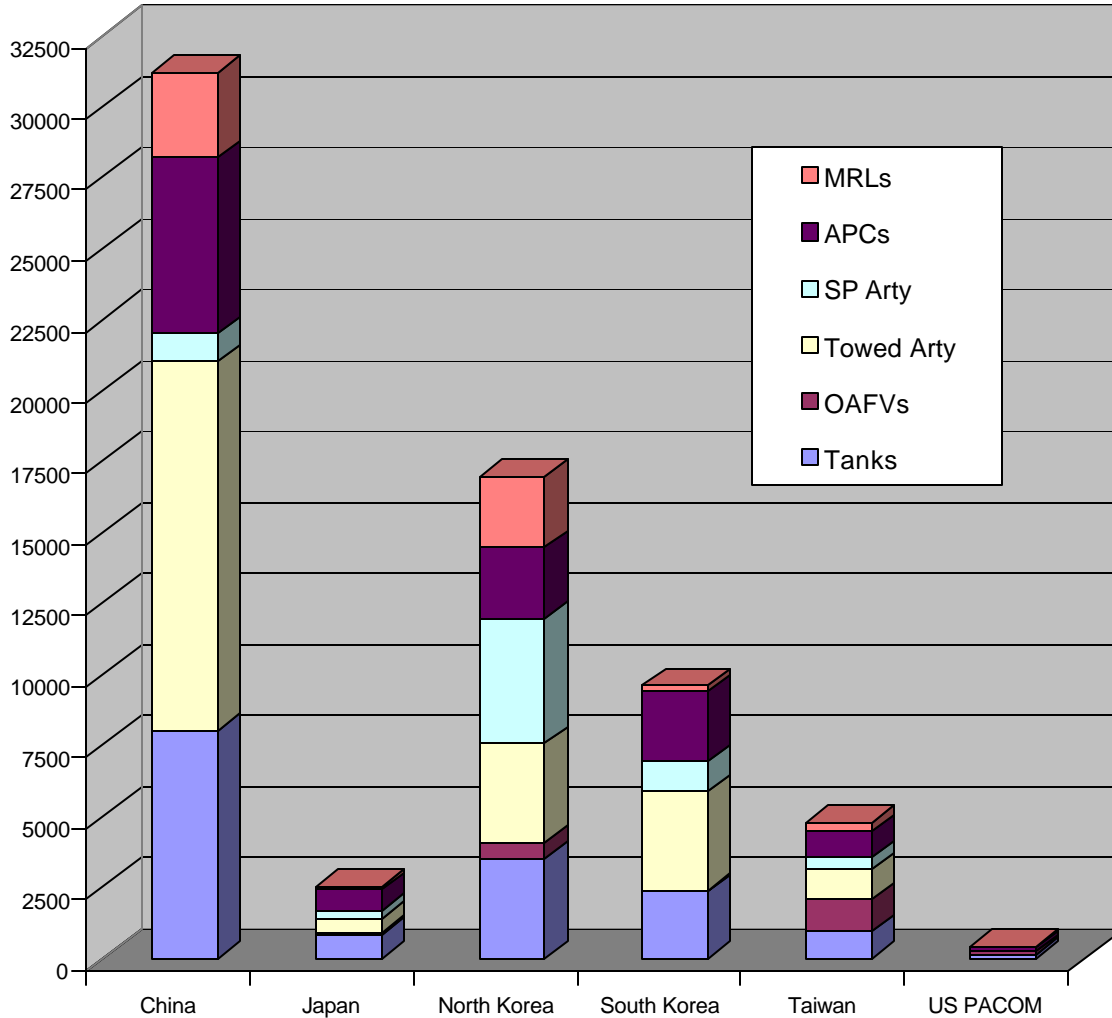
(Number of Tanks, OAFVs, APCs, Recce, in Active Service)



Note: Chinese AIFVs include AIFVs and APCs.

Source: Based primarily on material in the IISS Military Balance, 2001-2002, plus data drawn from USPACOM sources and US experts. Some data estimated or corrected by the author.

Northeast Asian Artillery Weapons in Key Powers: 2001-2002 (Number in Active Service)



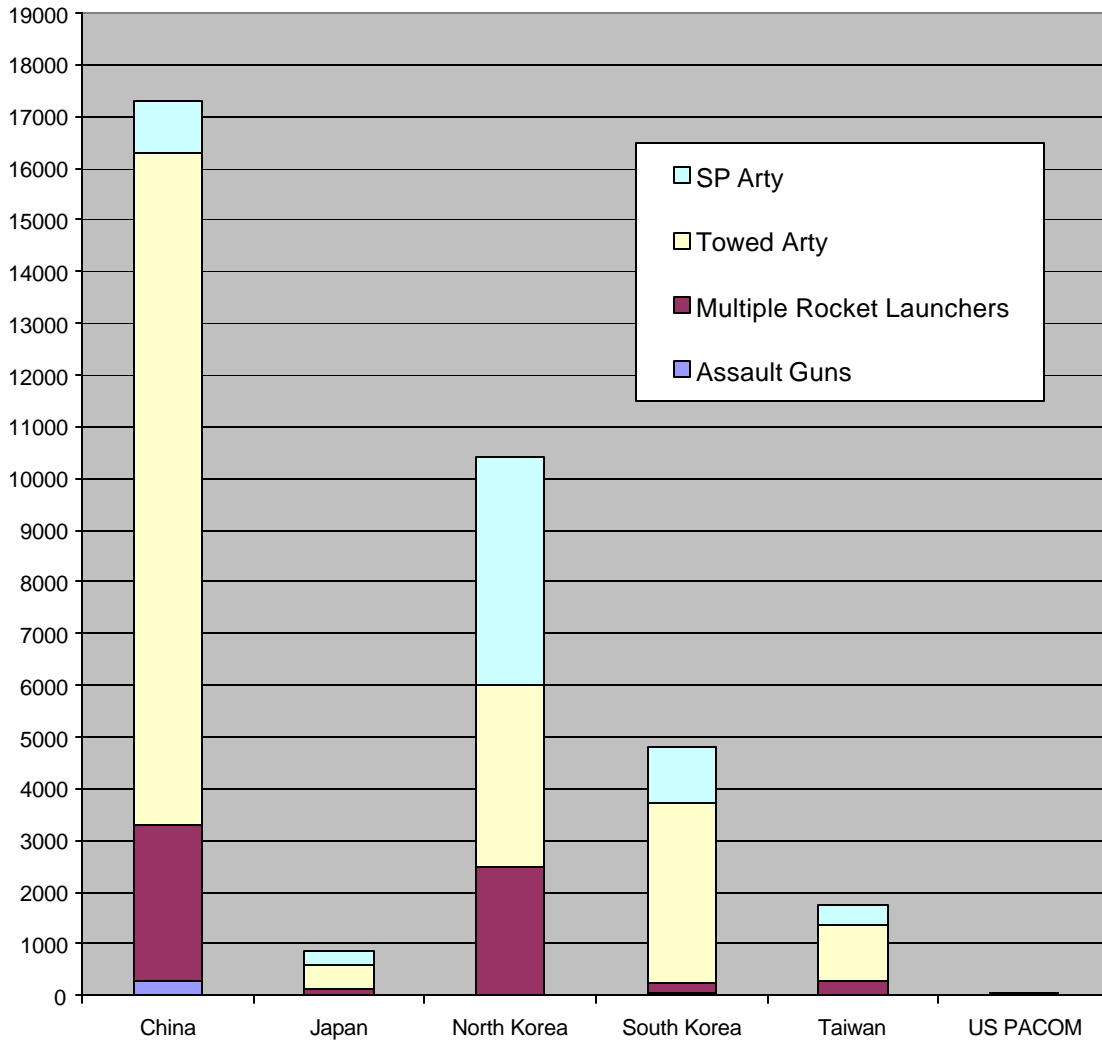
	Tanks	OAFVs	Towed Arty	SP Arty	APCs	MRLs
China	8000		13000	1000	6200*	3000
Japan	840	60	480	290	750	110
North Korea	3500	560	3500	4400	2500	2500
South Korea	2330	40	3500	1053	2480	185
Taiwan	926	1130	1060	405	950	300
US PACOM**	116	126			111	45

*6200 includes APCs and OAFVs

**45 includes Towed Arty, SP Arty, and MRLs

Source: Based primarily on material in the IISS Military Balance, 2001-2002, plus data drawn from USPACOM sources and US experts. Some data estimated or corrected by the author.

Northeast Asian Artillery Strength: 2001-2002
(Number in Active Service)

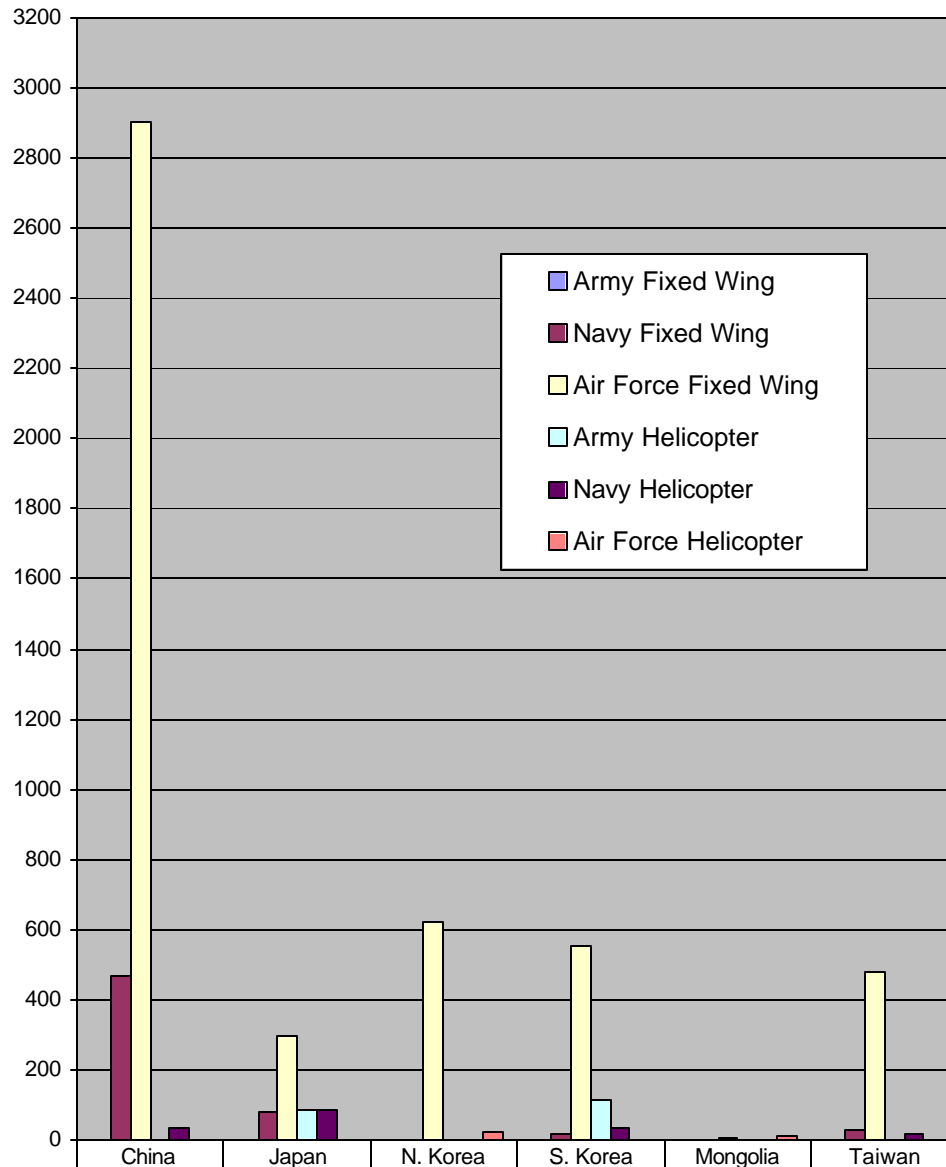


	Assault Guns	MRLs	Towed Arty	SP Arty
China	300	3000	13000	1000
Japan		110	480	290
North Korea		2500	3500	4400
South Korea	58	185	3500	1053
Taiwan		300	1060	405
US PACOM		45*		

* 45 includes MRLs, Towed Arty, and SP Arty

Source: Based primarily on material in the IISS Military Balance, 2001-2002, plus data drawn from USPACOM sources and US experts. Some data estimated or corrected by the author.

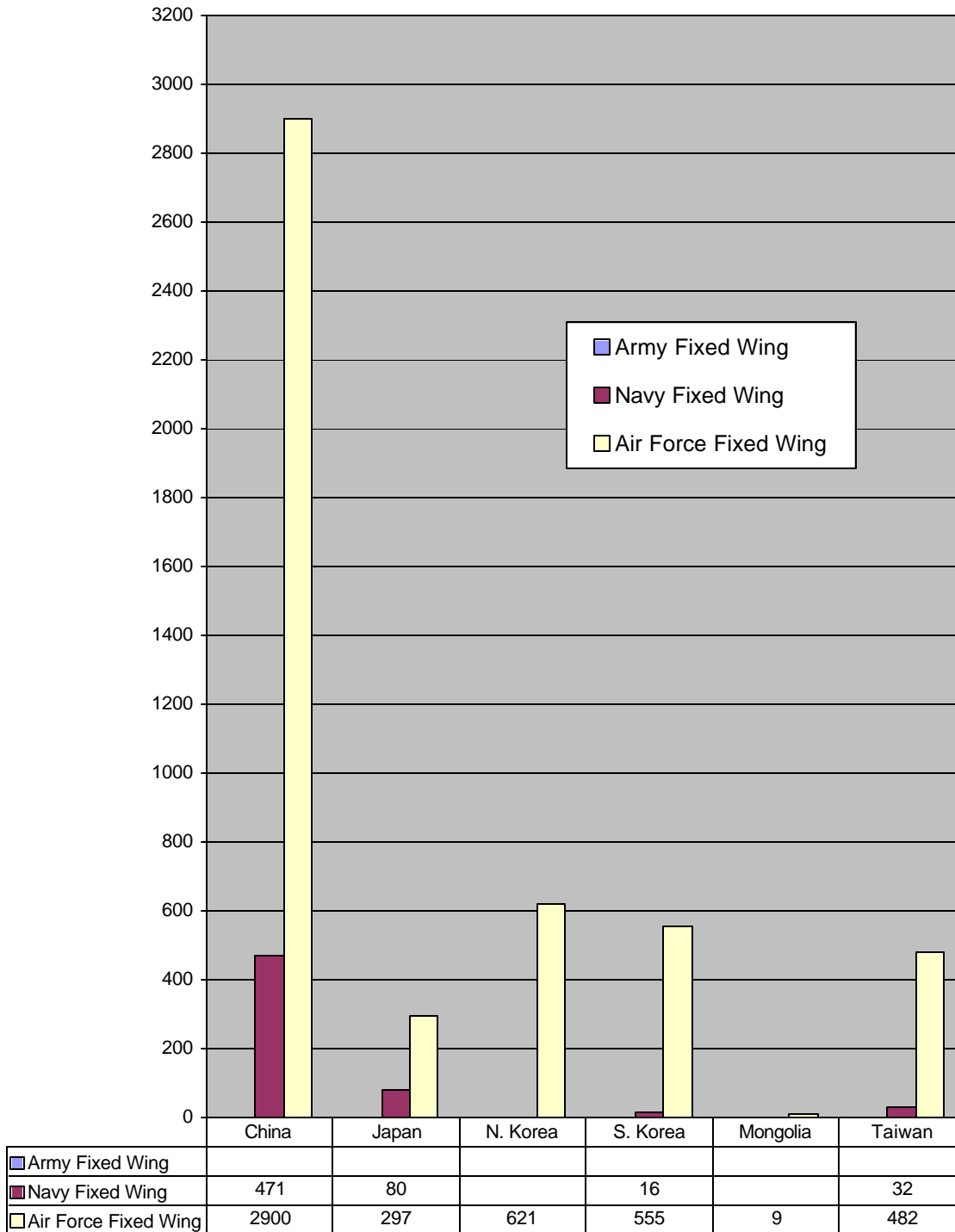
Northeast Asian Fixed and Rotary Wing Combat Aircraft: 2001-2002
(Number in Active Service)



	China	Japan	N. Korea	S. Korea	Mongolia	Taiwan
Army Fixed Wing						
Navy Fixed Wing	471	80		16		32
Air Force Fixed Wing	2900	297	621	555	9	482
Army Helicopter		90		117		
Navy Helicopter	35	90		36		20
Air Force Helicopter			24		11	

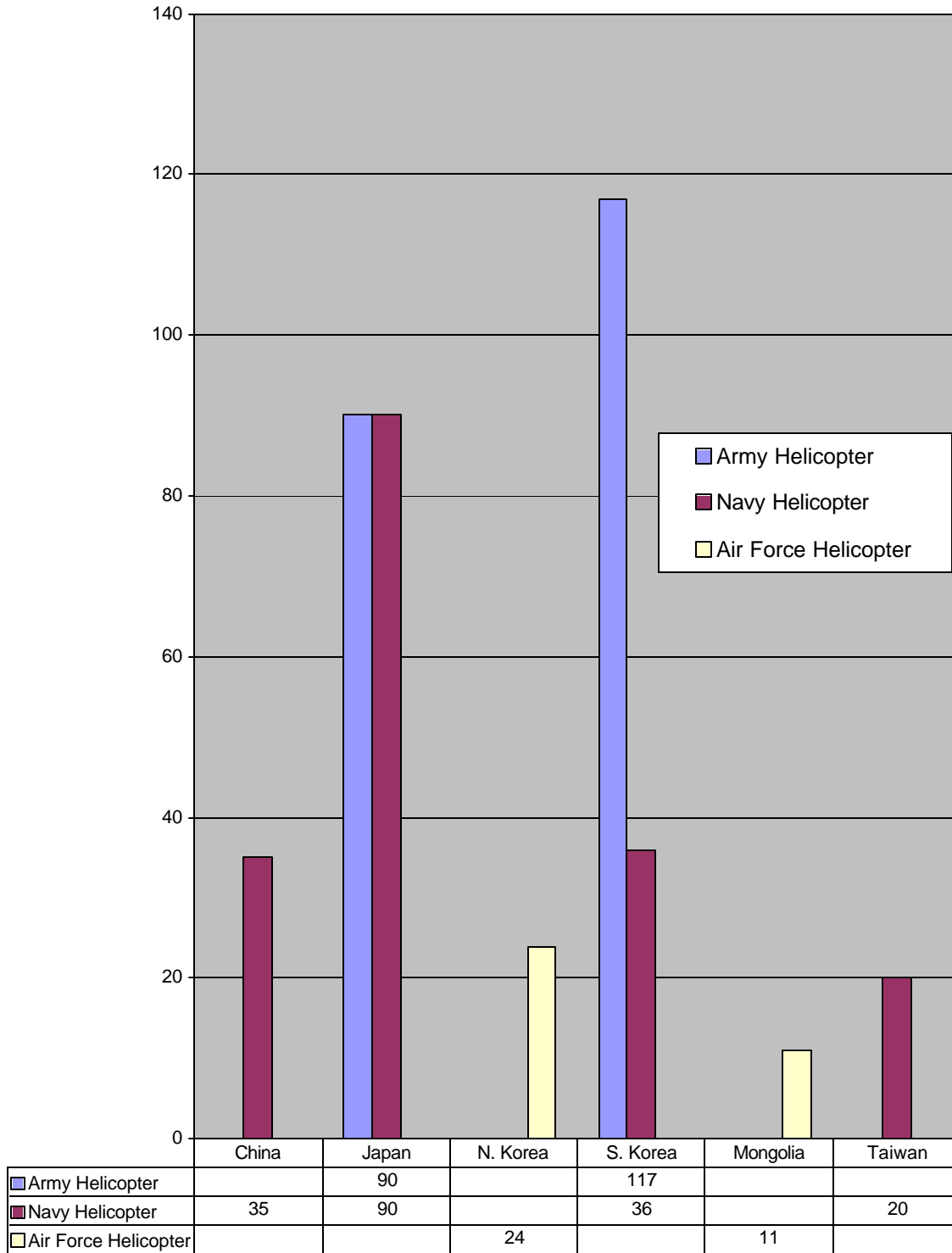
Source: Based primarily on material in the IISS Military Balance, 2001-2002, plus data drawn from USPACOM sources and US experts. Some data estimated or corrected by the author.

Northeast Asian Fixed Wing Combat Aircraft: 2001-2002 (Number in Active Service)



Source: Based primarily on material in the IISS Military Balance, 2001-2002, plus data drawn from USPACOM sources and US experts. Some data estimated or corrected by the author.

Northeast Asian Rotary Wing Combat Aircraft: 2001-2002
(Number in Active Service)



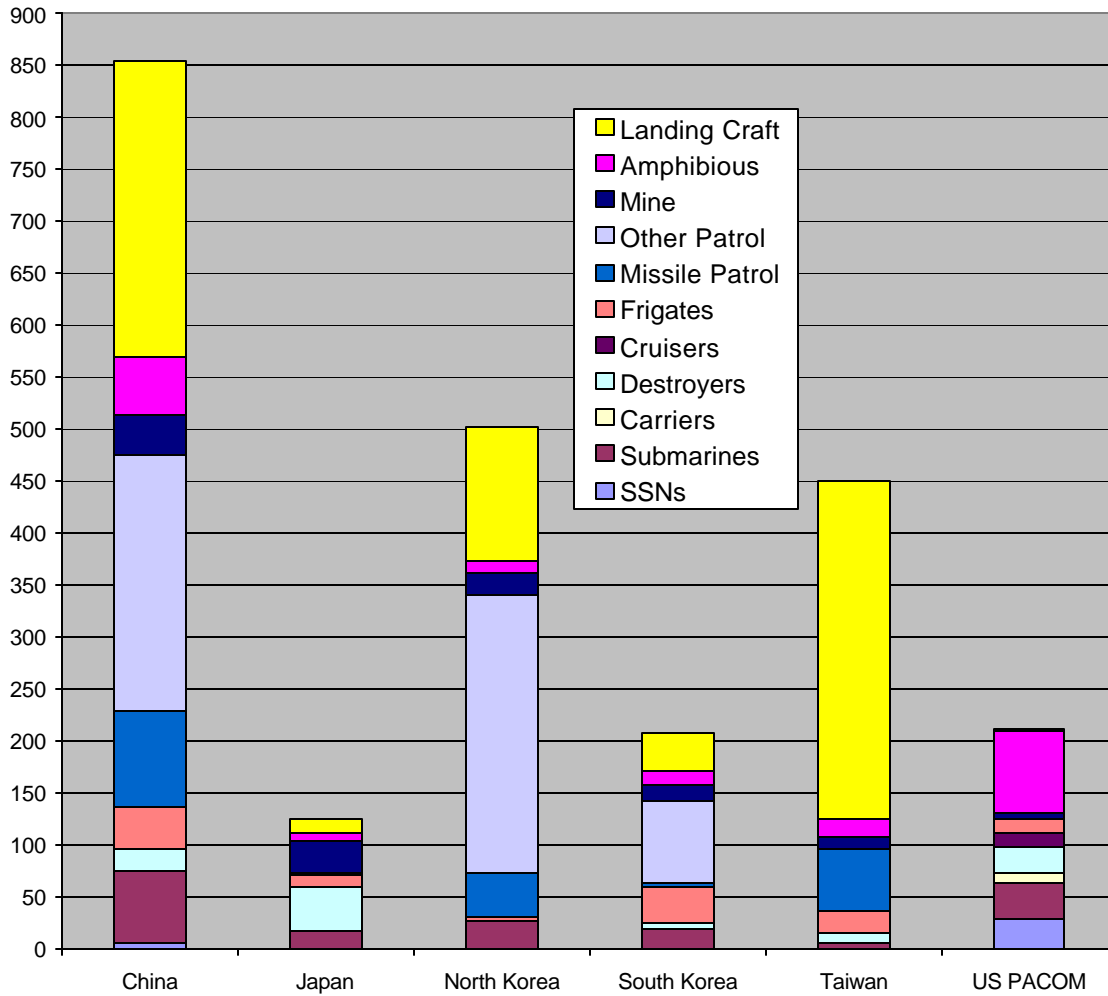
Source: Based primarily on material in the IISS Military Balance, 2001-2002, plus data drawn from USPACOM sources and US experts. Some data estimated or corrected by the author.

Northeast Asian Fixed and Rotary Wing Combat Aircraft: 2001-2002
(Number in Active Service)

	Army Fixed Wing	Navy Fixed Wing	Air Force Fixed Wing	Army Helicopter	Navy Helicopter	Air Force Helicopter
China		471	2900		35	
Japan		80	297	90	90	
N. Korea			621			24
S. Korea		16	555	117	36	
Mongolia			9			11
Taiwan		32	482		20	

Source: Based primarily on material in the IISS Military Balance, 2001-2002, plus data drawn from USPACOM sources and US experts. Some data estimated or corrected by the author.

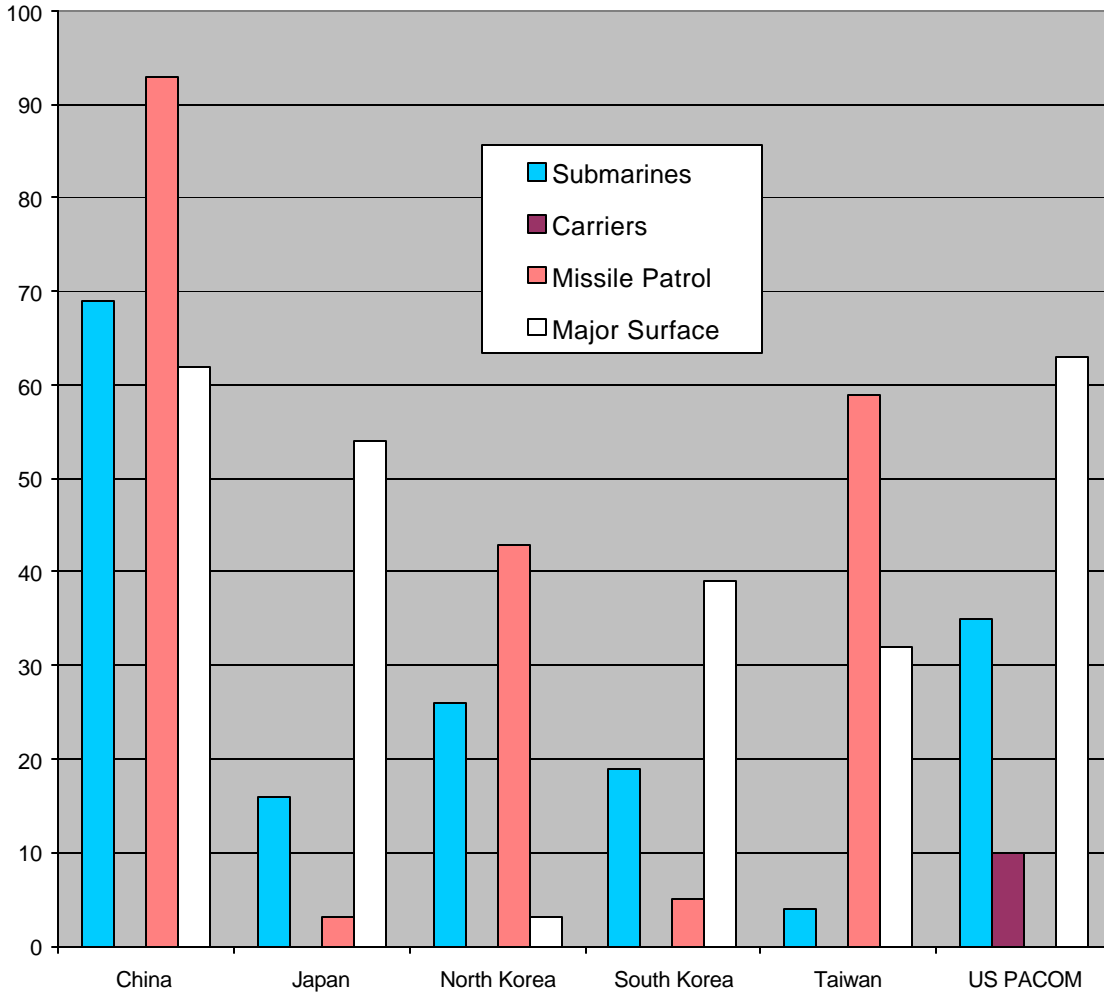
Northeast Asian Naval Combat Ships: 2001-2002
(Number in Active Service)



	China	Japan	North Korea	South Korea	Taiwan	US PACOM
SSNs	5					27
Submarines	69	16	26	19	4	35
Carriers						10
Destroyers	21	42		6	11	25
Cruisers						13
Frigates	41	12	3	33	21	15
Missile Patrol	93	3	43	5	59	
Other Patrol	245		267	79		
Mine	39	30	23	15	12	5
Amphibious	56	8	10	14	18	79
Landing Craft	285	13	130	36	325	1

Source: Based primarily on material in the IISS Military Balance, 2001-2002, plus data drawn from USPACOM sources and US experts. Some data estimated or corrected by the author.

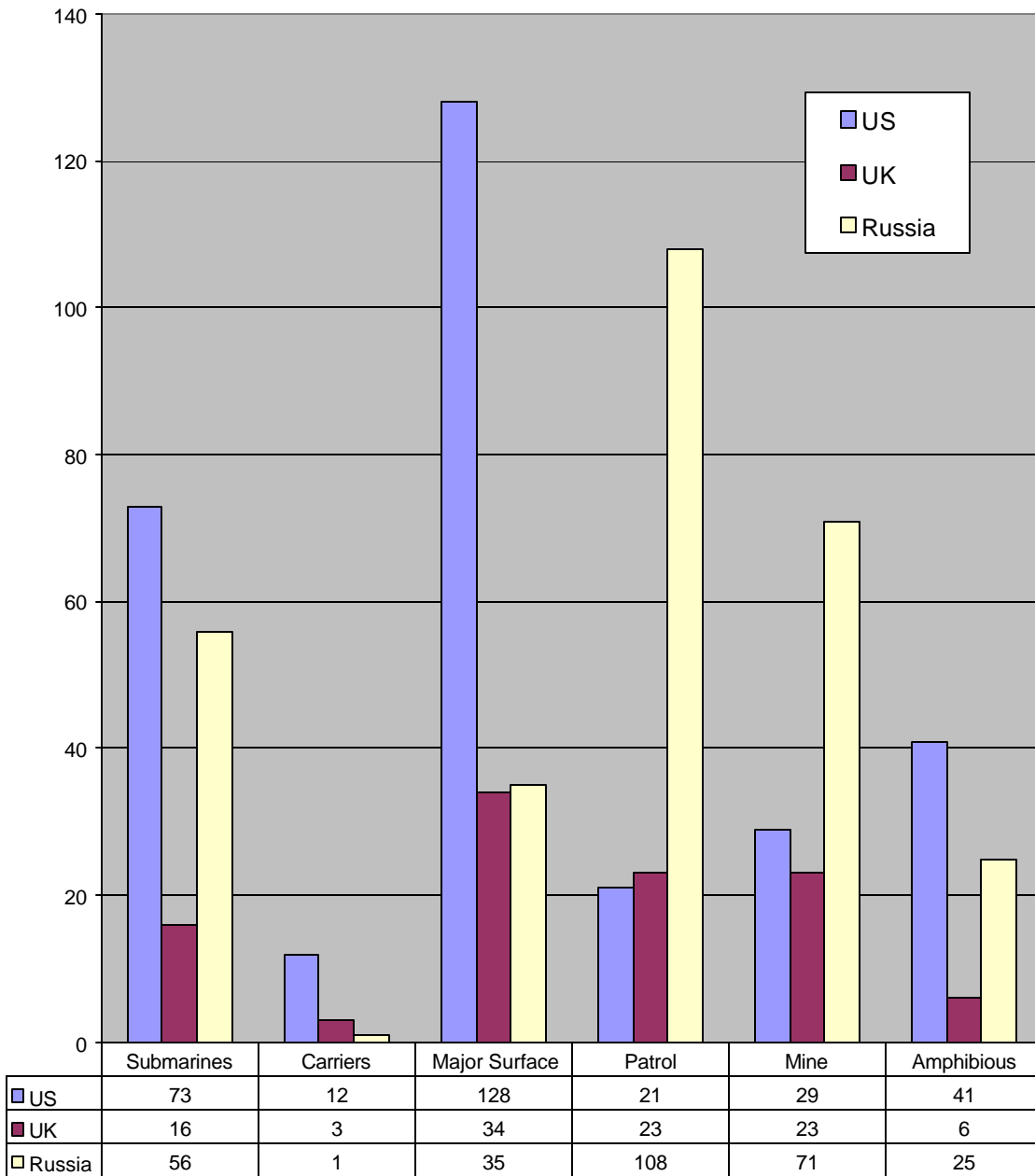
Northeast Asian Major Naval Combat Ships in Key Powers: 2001-2002
(Number in Active Service)



	China	Japan	North Korea	South Korea	Taiwan	US PACOM
Submarines	69	16	26	19	4	35
Carriers						10
Missile Patrol	93	3	43	5	59	
Major Surface	62	54	3	39	32	63

Source: Based primarily on material in the IISS Military Balance, 2001-2002, plus data drawn from USPACOM sources and US experts. Some data estimated or corrected by the author.

Western Naval Combat Ships Affecting the Asian Balance: 2001-2002



Source: Based primarily on material in the IISS Military Balance, 2001-2002, plus data drawn from USPACOM sources and US experts. Some data estimated or corrected by the author.

